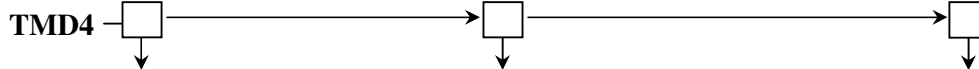


# AC&M DC Isolating Transmitter (Four Outputs)

## Features :

- Dual Aux. Power 110 / 220V AC
- High Accuracy 0.1%
- Four Output
- High Dielectric Strength  
1.5KV AC / Min. Between Input / Output / Power
- ABS Plastic Case, DIN Rail or Wall Mounting

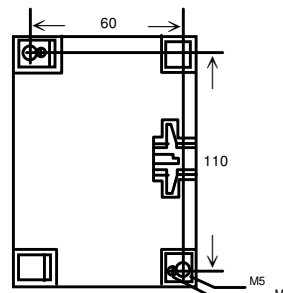
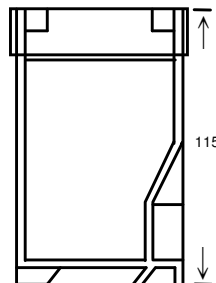
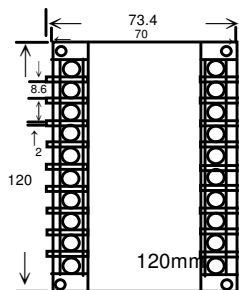


Input Signal		Output Signal		Aux. Power	
A	DC 0~10mA	A	DC 0~10mA	C	DC 22~72V
B	DC 0~20mA	B	DC 0~20mA	F	AC/DC 85~265V
C	DC 4~20mA	C	DC 4~20mA		
D	DC 0~5V	D	DC 0~5V		
E	DC 1~5V	E	DC 1~5V		
F	DC 0~10V	F	DC 0~10V		
Y	Other	Y	Other		

## SPECIFICATIONS

Accuracy	: 0.1%RO at 23°C±5°C.
Input Impedance	: Voltage Input>1MΩ, Current Input<50Ω.
Insulation Resistance	: >100MΩ/500V DC.
Output Load	: DC Current Mode : 10VDC Maximum, DC Voltage Mode : 10mA Maximum.
Dielectric Strength	: AC 1500V /Min. between Input / Output / Power.
Maximum Input Over	: >2V DC Range<300V rms Continuous. <2V DC Range>150V rms Continuous. <20mA DC Range<150mA Continuous.
Linearity & Repeatability	: <0.1%Typical.
Common Mode Rejection	: >120db DC to 60Hz.
Stability	: <0.2%/Year.
Adjustments	: SPAN and ZERO ±10%Minimum.
Response time	: < 400mS.
Ripple	: <0.1%rms RO.
Temperature Coefficient	: <100ppm / °C From 0 ~ 60°C;<50ppm/25°C±5°C.
Operating Condition	: -5°C ~ +55°C 20 ~ 95% RH Non-Condensed.
Storage Condition	: -10°C ~ +70°C 20 ~ 95% RH Non-Condensed.
Power Fluctuation Rate	: Power Could Support AC 85~265V or DC 24V ±10%.
Aux. Power Effect	: <0.03% / V.
Housing Material	: ABS Plastic, Self-Extinguishing to UL Subject 94 Class V-O.
Mounting	: DIN Rail or Wall Mounting.

DIMENSION (mm)



CONNECTION DIAGRAM

